



District Report Card: 2017


| | |
|------------------------------|-------------------------|
| State: Andhra Pradesh | District: Guntur |
| Class: 8 | Subject: Science |
| Schools: 51 | Students: 1158 |


Participation/Coverage


Students

| GENDER  | Boys | | Girls | |
|--|--------|-------|--------|-------|
| | Number | % | Number | % |
| | 529 | 45.68 | 629 | 54.32 |

| AREA  | Rural | | Urban | |
|---|--------|-------|--------|-------|
| | Number | % | Number | % |
| | 781 | 67.44 | 377 | 32.56 |

| CATEGORY  | SC | | ST | | OBC | | GEN | |
|--|--------|-------|--------|------|--------|-------|--------|-------|
| | Number | % | Number | % | Number | % | Number | % |
| | 335 | 28.93 | 86 | 7.43 | 566 | 48.88 | 171 | 14.77 |

| CWSN  | LD | VI | HI | S&LD | ID | Oth |
|--|----|----|----|------|----|-----|
| | 2 | 2 | 0 | 0 | 1 | 29 |

| Management  | Government | | Government-aided | |
|--|------------|-------|------------------|-------|
| | Number | % | Number | % |
| | 1037 | 89.55 | 121 | 10.45 |

Average Performance of Students in Science (%)

| Overall | Gender | | Area | | Management | | Social Group | | | |
|---------|--------|--------|-------|-------|------------|-------|--------------|-------|-------|-------|
| | Male | Female | Rural | Urban | Govt. | Aided | SC | ST | OBC | GEN |
| 47.96 | 47.64 | 48.24 | 50.66 | 42.37 | 47.25 | 54.10 | 44.68 | 47.13 | 49.93 | 48.30 |

Performance on Learning Outcomes (LOs)

| Learning Outcomes | Description | Average Performance(%) |
|-------------------|--|------------------------|
| SCI703 | Classifies materials and organisms based on properties/characteristics | 49.05 |
| SCI704 | Conducts simple investigation to seek answers to queries | 32.22 |
| SCI705 | Relates processes and phenomenon with causes | 45.53 |
| SCI708 | Measures and calculates e.g., temperature; pulse rate; speed of moving objects; time period of a simple pendulum, etc. | 55.01 |
| SCI710 | Plots and interprets graphs | 38.55 |
| SCI711 | Constructs models using materials from surroundings and explains their working | 38.04 |
| SCI801 | Differentiates materials, organism and processes | 55.43 |
| SCI804 | Relates processes and phenomenon with causes | 57.49 |
| SCI805 | Explains processes and phenomenon | 42.42 |
| SCI807 | Measures angles of incidence and reflection, etc. | 44.56 |
| SCI811 | Applies learning of scientific concepts in day-to-day life | 53.79 |
| SCI813 | Makes efforts to protect environment | 53.63 |

| Range of Performance of Students who Answered Correctly | | | | | | | |
|---|-------|-----------|-------|-----------|-------|-----------|-------|
| Below 30% | | 30% - 50% | | 50% - 75% | | Above 75% | |
| Number | % | Number | % | Number | % | Number | % |
| 303 | 26.17 | 353 | 30.48 | 329 | 28.41 | 173 | 14.94 |

Lowest Performing Learning Outcomes (LOs)

- 1 - Conducts simple investigation to seek answers to queries (32.22)
- 2 - Constructs models using materials from surroundings and explains their working (38.04)
- 3 - Plots and interprets graphs (38.55)
- 4 - Explains processes and phenomenon (42.42)
- 5 - Measures angles of incidence and reflection, etc. (44.56)